



## Lifting force tables EZ17

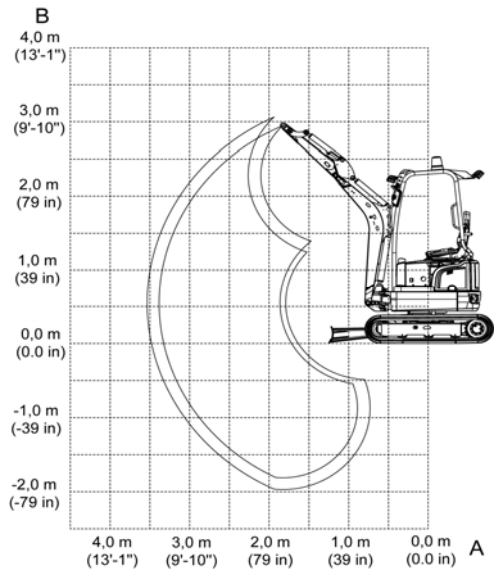


Fig. 1: Lifting force table EZ17

Designation	Explanation
A	Outreach from center of rotating ring
B	Load hook height
max	Permissible weight or mass value with extended arm system
	With or without dozer blade support in travel direction
	With or without dozer blade support 90° in the travel direction
	Dozer blade down
	Dozer blade up
	Telescopic travel gear extended

All table values are specified in kg (lbs.), in a horizontal position on firm even ground as well as without a bucket or an attachment.

The permissible weight and mass values that can be lifted are defined by the following limit values:

- 75% of the static tipping load and
- 87% of the hydraulic lifting force. Calculation basis: according to ISO 10567.

Set pressure at the lifting arm cylinder: 22500 kPa (3.263 psi)

















The weight and mass values apply for vehicles under the following conditions:

- Lubricants and operating materials at the prescribed levels
- Full fuel tank
- Canopy
- Vehicle at operating temperature
- Weight of the operator 75 kg (165 lbs.)



















**WACKER  
NEUSON**  
*all it takes!*

**Lifting force tables EZ17**

A B				3.0 m (9'-10")			2.5 m ( 98 in)			2.0 m (79 in)			1.5 m (59 m)		
															
2.5 m (98 in)	474 (1,045)	302 (666)	274 (603)	-	-	-	469 (1,034)	306 (674)	277 (611)	-	-	-	-	-	-
2.0 m (79 in)	468 (1,032)	231 (510)	207 (456)	-	-	-	431 (950)	308 (678)	279 (615)	-	-	-	-	-	-
1.0 m (39 in)	435 (959)	182 (402)	161 (355)	491 (1,083)	218 (481)	194 (428)	591 (1,303)	291 (641)	262 (577)	781 (1,722)	410 (903)	374 (824)	-	-	-
0.0 m (0.0 in)	404 (891)	179 (394)	157 (346)	493 (1,087)	208 (459)	184 (405)	653 (1,440)	271 (598)	242 (534)	916 (2,020)	376 (828)	339 (747)	-	-	-
-1.0 m (-39 in)	384 (847)	221 (487)	195 (431)	-	-	-	511 (1,127)	269 (593)	239 (528)	705 (1,555)	375 (827)	338 (746)	1034 (2,280)	602 (1,328)	555 (1,224)
-1.5 m (-59 in)	386 (851)	293 (646)	262 (579)	-	-	-	-	-	-	540 (1,191)	383 (845)	346 (764)	811 (1,788)	614 (1,353)	567 (1,250)

Tab. 1: Lifting force tables EZ17 –short dipper stick

A B				3.0 m (9'-10")			2.5 m ( 98 in)			2.0 m (79 in)			1.5 m (59 m)		
															
2.5 m (98 in)	434 (957)	264 (582)	238 (524)	-	-	-	375 (827)	310 (684)	282 (621)	-	-	-	-	-	-
2.0 m (79 in)	431 (950)	209 (462)	186 (411)	423 (933)	226 (498)	202 (446)	362 (798)	310 (683)	281 (620)	-	-	-	-	-	-
1.0 m (39 in)	405 (893)	168 (371)	148 (326)	471 (1,039)	218 (481)	194 (428)	549 (1,211)	291 (643)	263 (579)	686 (1,513)	414 (913)	378 (834)	-	-	-
0.0 m (0.0 in)	380 (838)	165 (363)	144 (317)	497 (1,096)	206 (454)	182 (400)	655 (1,444)	269 (594)	240 (529)	929 (2,048)	373 (823)	336 (742)	-	-	-
-1.0 m (-39 in)	364 (803)	198 (437)	174 (384)	385 (849)	204 (449)	179 (395)	540 (1,191)	264 (581)	234 (517)	745 (1,643)	368 (812)	331 (731)	1119 (2,467)	591 (1,304)	543 (1,198)
-1.5 m (-59 in)	365 (805)	251 (553)	223 (491)	-	-	-	413 (911)	269 (593)	240 (529)	596 (1,314)	375 (826)	338 (745)	903 (1,991)	602 (1,327)	554 (1,222)

Tab. 2: Lifting force tables EZ17 –long dipper stick



**WACKER  
NEUSON**  
*all it takes!*

**Lifting force tables EZ17**

A B				3.0 m (9'-10")			2.5 m ( 98 in)			2.0 m (79 in)			1.5 m ( )		
2.5 m (98 in)	474 (1,045)	326 (719)	299 (659)	-	-	-	469 (1,034)	330 (728)	303 (668)	-	-	-	-	-	-
2.0 m (79 in)	468 (1,032)	251 (553)	228 (502)	-	-	-	431 (950)	332 (732)	305 (672)	-	-	-	-	-	-
1.0 m (39 in)	435 (959)	199 (440)	179 (394)	491 (1,083)	238 (524)	215 (473)	591 (1,303)	315 (694)	287 (633)	781 (1,722)	442 (975)	408 (901)	-	-	-
0.0 m (0.0 in)	404 (891)	196 (432)	175 (386)	493 (1,087)	227 (501)	204 (450)	653 (1,440)	296 (652)	268 (590)	916 (2,020)	408 (901)	374 (824)	-	-	-
-1.0 m (-39 in)	384 (847)	241 (532)	217 (478)	-	-	-	511 (1,127)	293 (646)	265 (584)	705 (1,555)	408 (899)	373 (822)	1034 (2,280)	653 (1,439)	609 (1,343)
-1.5 m (-59 in)	386 (851)	318 (702)	289 (638)	-	-	-	-	-	-	540 (1,191)	416 (917)	381 (841)	811 (1,788)	664 (1,465)	621 (1,370)

Tab. 3: Lifting force tables EZ17 –short dipper stick and additional weight

A B				3.0 m (9'-10")			2.5 m ( 98 in)			2.0 m (79 in)			1.5 m ( )		
2.5 m (98 in)	434 (957)	285 (629)	260 (574)	-	-	-	375 (827)	334 (737)	307 (677)	-	-	-	-	-	-
2.0 m (79 in)	431 (950)	228 (502)	206 (453)	423 (933)	245 (541)	222 (490)	362 (798)	334 (737)	307 (677)	-	-	-	-	-	-
1.0 m (39 in)	405 (893)	184 (406)	165 (363)	471 (1,039)	237 (523)	214 (472)	549 (1,211)	316 (696)	288 (636)	686 (1,513)	447 (985)	413 (911)	-	-	-
0.0 m (0.0 in)	380 (838)	181 (398)	161 (354)	497 (1,096)	225 (496)	202 (445)	655 (1,444)	293 (647)	265 (585)	929 (2,048)	406 (895)	371 (818)	-	-	-
-1.0 m (-39 in)	364 (803)	217 (478)	194 (428)	385 (849)	223 (491)	200 (440)	540 (1,191)	288 (635)	260 (573)	745 (1,643)	401 (885)	366 (808)	1119 (2,467)	642 (1,415)	598 (1,318)
-1.5 m (-59 in)	365 (805)	273 (603)	247 (544)	-	-	-	413 (911)	293 (647)	265 (585)	596 (1,314)	408 (899)	373 (822)	903 (1,991)	652 (1,438)	609 (1,342)

Tab. 4: Lifting force tables EZ17 – long dipper stick and additional weight